

MEMORANDUM NO. 10-101

DATE: May 6, 2010

TO: Mayor John P. "Jack" Seiler
Vice-Mayor Romney Rogers
Commissioner Bruce G. Roberts
Commissioner Charlotte E. Rodstrom
Commissioner Bobby B. DuBose
John Herbst, City Auditor
Jonda K. Joseph, City Clerk
Harry A. Stewart, City Attorney

FROM: George Gretsas, City Manager *GG*

VIA: Shonda Singleton-Taylor, Acting Director, Office of Management and Budget *9/21*

SUBJECT: FY 2011 Budget Public Hearing

The agenda for the Budget Public Hearing is as follows:

- FY 2011 Budget Calendar Highlights
- Projected Ad Valorem Loss
- Public Input

If you have additional questions and/or concerns, please contact Shonda Singleton-Taylor, Acting Director, Office of Management and Budget at 954-828-5894.



PURPOSE

- **FY 2010/2011 BUDGET CALENDAR HIGHLIGHTS**
- **OVERVIEW**
- **PUBLIC INPUT**

FY 2010/2011 BUDGET CALENDAR HIGHLIGHTS

Date	Description
March 3, 2010	Budget Advisory Board Meeting
March 17, 2010	Budget Advisory Board Meeting
March 31, 2010	Budget Advisory Board Meeting - Police Program Presentation
April 6, 2010	City Commission Joint Budget Workshop with Budget Advisory Board
April 20, 2010	City Commission Budget Discussion
April 21, 2010	Budget Advisory Board Meeting - Fire-Rescue Program Presentation
April 29, 2010	Budget Advisory Board - Review of Fire-Rescue Information
May 2010 (TBD)	Actuarial Study received for GERS, Fire-Rescue & Police Pension
May 11, 2010	Public Hearing on Budget

3

FY 2010/2011 BUDGET CALENDAR HIGHLIGHTS

Date	Description
May 18, 2010	City Commission Budget Discussion
May 19, 2010	Budget Advisory Board Meeting – Parks & Recreation Program Presentation
May 27, 2010	Budget Advisory Board Meeting - Review of Parks & Recreation Information
June 1, 2010	Broward County Property Appraiser (BCPA) provides Preliminary Taxable Values
June 1, 2010	Establish Budget Public Hearing dates at Commission Meeting
June 15, 2010	City Commission Budget Discussion
June 16, 2010	Budget Advisory Board Meeting – Public Works Program Presentation
June 30, 2010	Budget Advisory Board - Review of Public Works Information

4

FY 2010/2011 BUDGET CALENDAR HIGHLIGHTS

Date	Description
July 1, 2010	BCPA provides Certified Taxable Values
July 7, 2010	FY 2011 Budget & 2011-2015 CIP Plan presented to City Commission as per the City Charter
July 21, 2010	Budget Advisory Board Meeting
August 4, 2010	Certify proposed millage rates fees to BCPA: Sunrise Key (SKNID), Fire Assessment, Lauderdale Isles Water Management District (LIWMD), and Beach Business Improvement District (BID)
August 11-24, 2010	BCPA distributes Truth in Millage (TRIM) Notices to residents
August 18, 2010	Budget Advisory Board Meeting
September 8, 2010	Budget Public Hearing =1
September 21, 2010	Budget Public Hearing =2

FY 2009/2010 OVERVIEW GENERAL FUND REVENUE

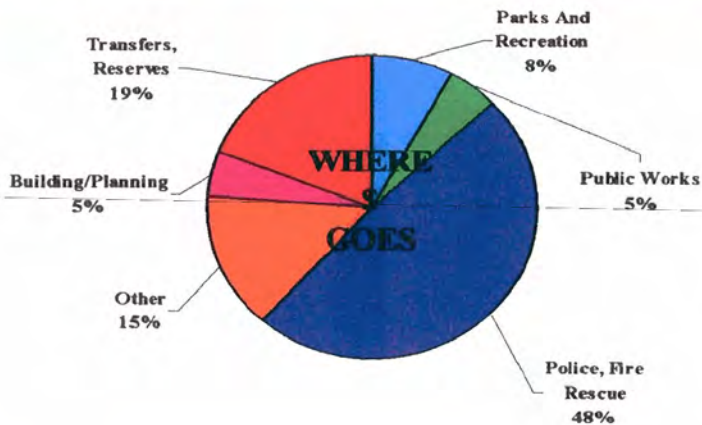
Revenue Source	Amount	PCT
Ad Valorem Taxes	\$112.1M	34%
Utility Taxes	34.3	10%
Franchise Fees	18.0	6%
Intergovernmental	17.1	6%
Charges for Services	15.7	5%
Licenses & Permits	7.6	2%
Sales & Use Tax	4.2	1%
Fines & Forfeitures	3.8	1%
Fire Assessment	19.5	6%
Other Miscellaneous	30.1	9%
Pension Reserve	7.1	2%
Undesignated Fund Balance	58.0	18%

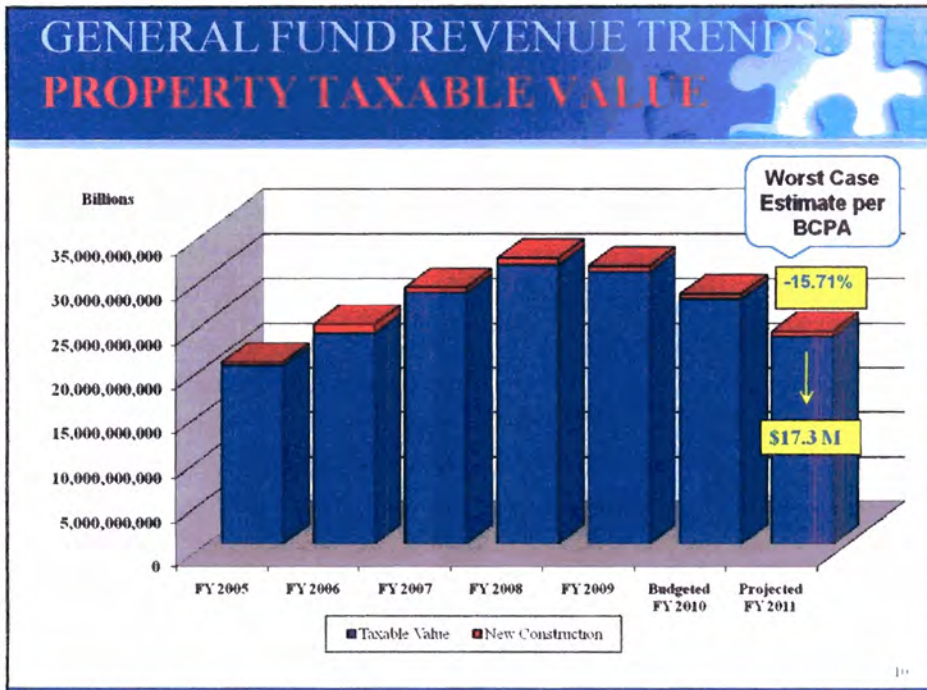
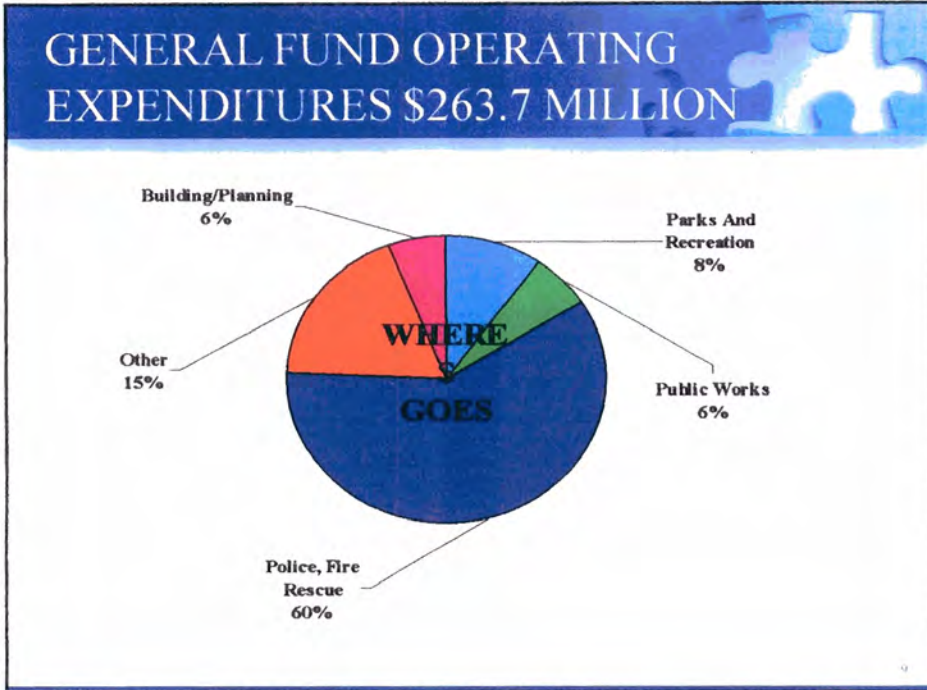
\$327.5 Million

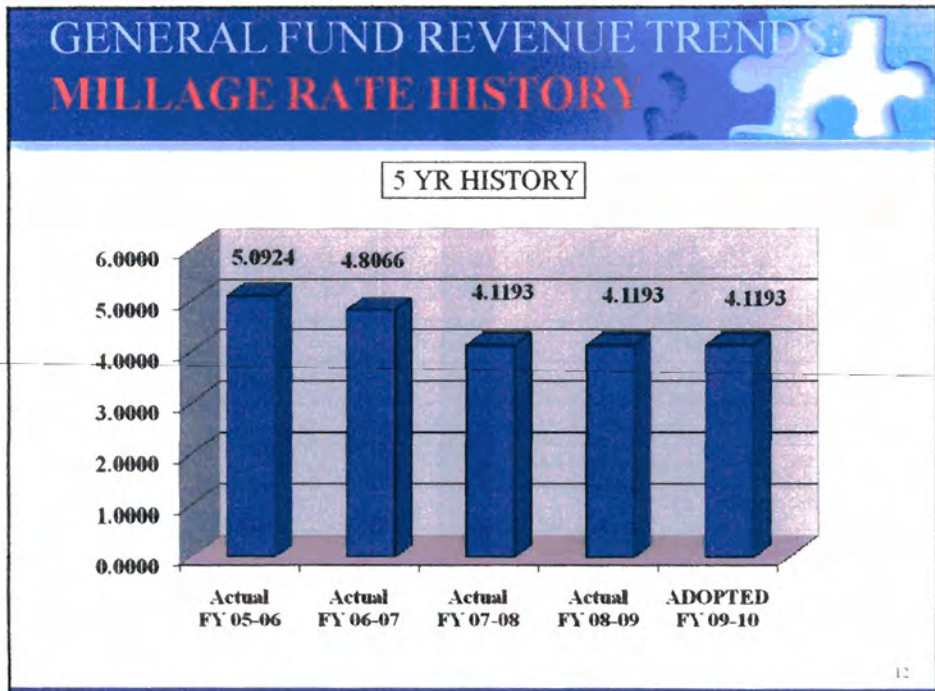
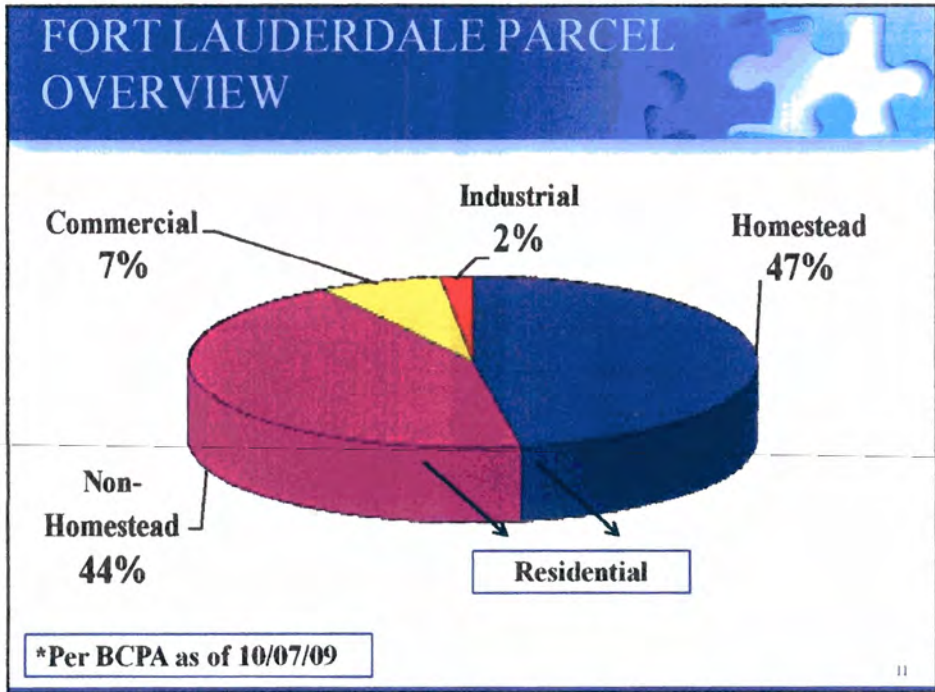
GENERAL FUND \$327.5 MILLION



GENERAL FUND \$327.5 MILLION







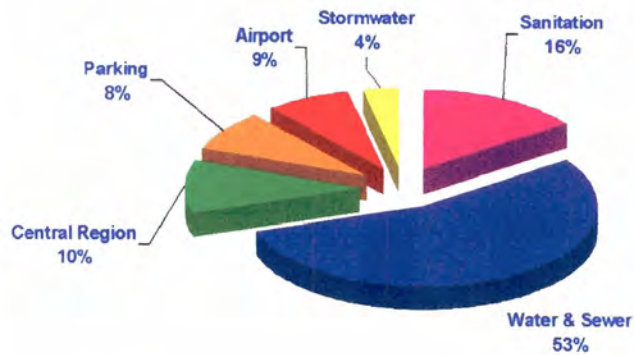
FY10 ADOPTED MUNICIPAL OPERATING MILLAGE RATES

City	Millage	Rank	Population	Rank
Pembroke Park	8.5000	1	6,161	27
Mergate	7.7500	2	54,180	14
West Park	7.5697	3	13,961	23
Sea Ranch Lakes	7.5000	4	730	30
North Lauderdale	6.9185	5	42,287	16
Lauderdale Lakes	6.5500	6	32,216	19
Miramar	6.4654	7	112,666	5
Sunrise	6.0543	8	90,081	8
Hollywood	6.0456	9	143,172	3
Tamerasc	5.9990	10	59,855	13
Lauderhill	5.9574	11	64,635	11
Hallandale Beach	5.9000	12	38,232	18
Dania	5.8579	13	28,425	21
Wilton Manors	5.8000	14	12,929	24
Oakland Park	5.7252	15	42,241	17
Coconut Creek	5.6637	16	46,193	15
Deerfield Beach	5.3499	17	73,227	10
Pembroke Pines	5.1249	18	151,161	2
Dania	4.8124	19	92,201	7
Cooper City	4.7704	20	30,047	20
Plantation	4.5142	21	85,688	9
Lazy Lake	4.3775	22	41	31
Fort Lauderdale	4.1193	23	180,084	1
Pompano Beach	4.0652	24	99,815	6
Parkland	4.0198	25	23,835	22
Lauderdale-By-The-Sea	3.9990	26	5,852	28
Southwest Ranches	3.9400	27	8,489	26
Coral Springs	3.8866	28	128,930	4
Lighthouse Point	3.6188	29	11,020	25
Hillsboro Beach	2.9600	30	2,224	29
Weston	1.7670	31	62,088	12

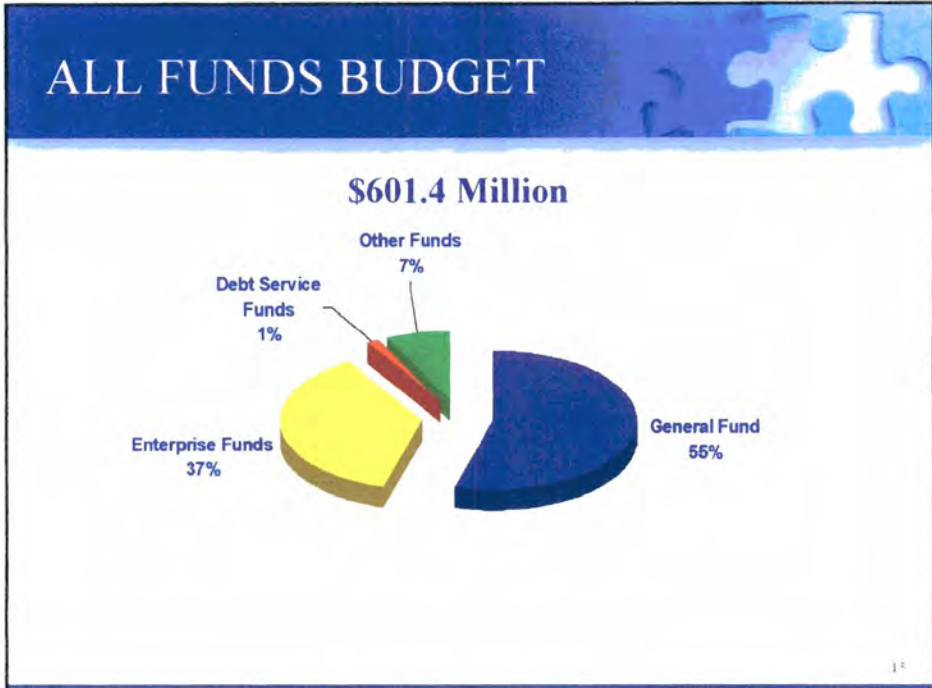
13

ENTERPRISE FUNDS BUDGET

\$221.5 Million



14



FY 2010 ALL FUNDS OVERVIEW

	FY 2010	%
General Fund	\$327.5	54.5%
Enterprise Funds	221.5	36.8
Cemetery Perpetual Care Fund*	15.9	2.6
Community Redevelopment	14.4	2.4
Housing & Urban Development/SHIP Grants	11.0	1.8
Debt Service Funds	8.3	1.4
Arts & Science District Garage – PACA*	2.1	.4
Other (Sunrise Key & Beach Business Improvement District)	<u>.7</u>	<u>.1</u>
Total	\$601.4	100%

*New Budgeted Funds

